

CAT5 ENHANCED 350MHz UTP PLENUM (CMP)



SKU: 056 SERIES

Technical Data

Rated Temperature	75 °C
Rated Voltage	30V
Product Standard Certification	CMP
NVP	69%
Conductor	Solid Bare Copper
AWG	24
Insulation	FEP
Thickness	0.20mm
Jacket	FR-PVC
Outer Diameter	5.3mm
Rip Cord	Yes

Color of Pairs

Pair 1	Blue, White-Blue
Pair 2	Orange, White-Orange
Pair 3	Green, White-Green
Pair 4	Brown, White-Brown

Electrical Characteristics

Standard	ANSI TIA/EIA-568 C.2
Impedance	100Ω±15%

Standards

UL, cUL (E191267)
ETL Verified to ANSI/TIA 568-C.2 Category-5E

Applications

ANSI X3T9.5 TP-PMD (FDDI), ATM PMD 155 Mbps
IEEE 802.3 Fast Ethernet :10 Base-T, 100 Base-T4, 100 Base-X
IEEE 802.5 :4/16 Mbps Token Ring, IEEE 802.12 :100 Base-VG

Jacket Printing

Vertical Cable E191267 (UL) c(UL) 4PR 24AWG CMP FT6 -
ETL CAT5E VERIFIED to TIA/EIA 568-C.2 ROHS COMPLIANT
V1395P8383 1000FT

Jacket Colors Available:

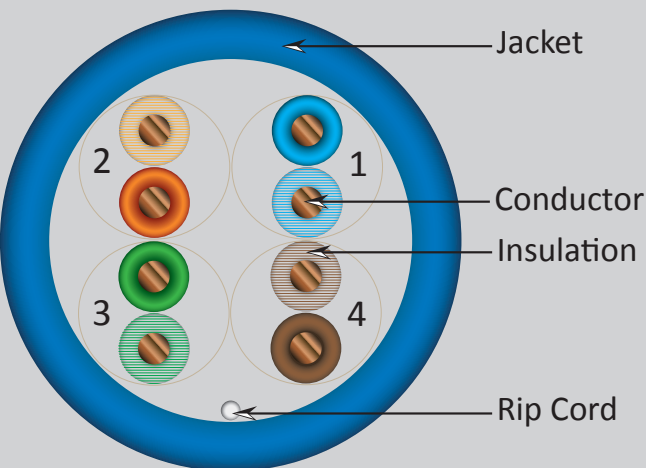
Black, Blue, Green, Gray, Orange, Pink, Purple, Red, White, Yellow

DESCRIPTION

Category-5E, CMP Rated, 24AWG, UTP, 8C Solid Bare Copper, 350MHz, 1000ft.

FEATURES

- High-Performance Category-5E Data Cable
- 350Mhz Bandwidth for Data Applications
- Suitable for High-Speed Data Applications, Fast Ethernet and 155Mbps TP-PMD/CDDI
- Flame Retardant, Plenum Rated
- Unshielded Twisted Pair (UTP) Cable
- Easily Identified Color-Striped Pairs
- 24AWG Solid Bare Copper Conductors
- Exceeds TIA/EIA 568-C.2 specification
- Excellent Attenuation and Crosstalk Characteristics
- UL Listed, RoHS Compliant, TAA Compliant
- 1000ft Pull Box



VERTICAL CABLE

951.696.7772 California
800.749.2447 Florida
845.391.8318 New York



www.verticalcable.com

Rev. 09/2016

Specs subject to change without notice.

It is the sole responsibility of the user to have the most current specs.

CAT5 ENHANCED 350MHz UTP PLENUM (CMP)

PERFORMANCE

Electrical Characteristics:

Conductor Resistance	9.38 Ω /100m Max
Mutual Capacitance	5.6 nF/100m Max
Resistance Unbalance	5% Max
Capacitance Unbalance	330 pF/100m Max

Frequency (MHz)	Attenuation Min. dB/100m	Return Loss Min. dB/100m	NEXT Min. dB/100m
1	2.0	20.0	65.3
4	4.1	23.0	56.3
8	5.8	24.5	51.8
10	6.5	25.0	50.3
16	8.2	25.0	47.2
20	9.3	25.0	45.8
25	10.4	24.3	44.3
31.25	11.7	23.6	42.9
62.5	17.0	21.5	38.4
100	22.0	20.1	35.3
155	28.1	18.8	32.4
200	32.4	18.0	30.8
250	36.9	17.3	29.3
300	41.0	16.8	28.1
350	44.9	16.3	27.1

Frequency (MHz)	P.S NEXT Min. dB/100m	ACRF Min. dB/100m	P.S ELNEXT Min. dB/100m
1	62.3	63.8	60.8
4	53.3	51.7	48.8
8	48.8	45.7	42.7
10	47.3	43.8	40.8
16	44.3	39.7	36.7
20	42.8	37.8	34.8
25	41.3	35.8	32.8
31.25	39.9	33.9	30.9
62.5	35.4	27.9	24.9
100	32.3	23.8	20.8
155	29.4	20.0	17.0
200	27.8	17.8	14.8
250	26.3	15.8	12.8
300	25.1	14.3	11.3
350	24.1	12.9	9.9

VERTICAL CABLE

951.696.7772 California

800.749.2447 Florida

845.391.8318 New York



www.verticalcable.com

Rev. 09/2016

Specs subject to change without notice.

It is the sole responsibility of the user to have the most current specs.

CAT5 ENHANCED 350MHz UTP PLENUM (CMP)



Cable ID: CAT5E 056 350MHZ

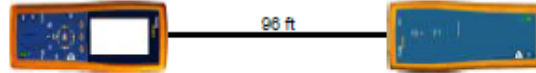
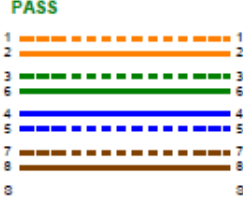
Test Summary: PASS

Date / Time: 05/21/2012 03:47:49pm
 Headroom: 11.0 dB (NEXT 36-78)
 Test Limit: TIA Cat 5e Perm. Link
 Cable Type: Cat 5e UTP

Operator: Your Name
 Software Version: 2.5200
 Limits Version: 1.7000
 NVP: 69.0%

Model: DTX-1800
 Main S/N: 1279007
 Remote S/N: 1279008
 Main Adapter: DTX-PLA002
 Remote Adapter: DTX-PLA002

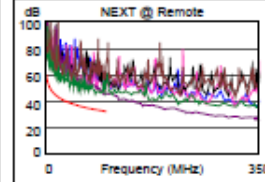
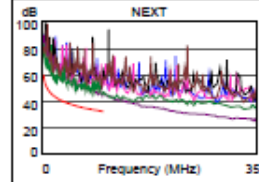
Wire Map (T568B)



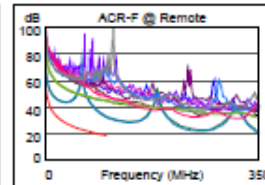
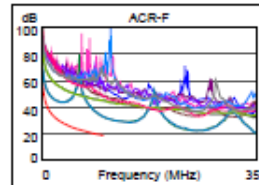
Length (ft), Limit 295	[Pair 45]	96
Prop. Delay (ns), Limit 498		149
Delay Skew (ns), Limit 44		8
Resistance (ohms)	[Pair 36]	6.2
Insertion Loss Margin (dB)	[Pair 36]	14.3
Frequency (MHz)	[Pair 36]	100.0
Limit (dB)	[Pair 36]	21.0



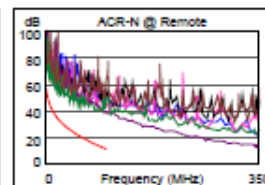
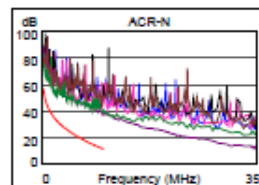
	Worst Case Margin		Worst Case Value	
	MAIN	SR	MAIN	SR
PASS				
Worst Pair	36-78	36-78	36-45	36-45
NEXT (dB)	11.0	11.2	11.4	12.1
Freq. (MHz)	23.4	81.5	98.8	99.3
Limit (dB)	42.6	33.8	32.4	32.4
Worst Pair	36	36	36	36
PS NEXT (dB)	11.7	13.3	11.7	13.5
Freq. (MHz)	98.5	81.3	98.5	98.5
Limit (dB)	29.4	30.8	29.4	29.4



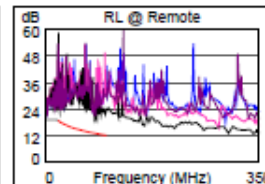
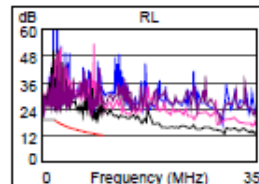
	Worst Case Margin		Worst Case Value	
	MAIN	SR	MAIN	SR
PASS				
Worst Pair	45-36	36-45	36-45	45-36
ACR-F (dB)	10.6	10.7	14.2	14.0
Freq. (MHz)	1.0	1.0	99.8	99.8
Limit (dB)	58.6	58.6	18.6	18.6
Worst Pair	36	45	36	36
PS ACR-F (dB)	14.4	14.4	17.1	17.1
Freq. (MHz)	1.6	1.6	98.5	99.8
Limit (dB)	51.4	51.4	15.7	15.6



	Worst Case Margin		Worst Case Value	
	MAIN	SR	MAIN	SR
N/A				
Worst Pair	36-78	36-78	36-45	36-45
ACR-N (dB)	17.6	18.0	25.8	26.6
Freq. (MHz)	6.5	6.5	98.8	99.5
Limit (dB)	46.5	46.5	11.6	11.4
Worst Pair	36	36	36	36
PS ACR-N (dB)	19.9	20.7	25.8	27.6
Freq. (MHz)	23.5	6.5	98.5	98.5
Limit (dB)	29.9	43.5	8.6	8.6



	Worst Case Margin		Worst Case Value	
	MAIN	SR	MAIN	SR
PASS				
Worst Pair	45	45	45	45
RL (dB)	4.9	5.0	6.4	5.7
Freq. (MHz)	23.5	23.5	84.3	84.0
Limit (dB)	18.3	18.3	12.8	12.8



Compliant Network Standards:

10BASE-T	100BASE-TX	100BASE-T4
100BASE-T	ATM-25	ATM-51
ATM-155	100VG-AnyLan	TR-4
TR-16 Active	TR-16 Passive	

Project: DEFAULT
 Site: Client Name

UNTITLED.fiw



VERTICAL CABLE

951.696.7772 California
 800.749.2447 Florida
 845.391.8318 New York

www.verticalcable.com
 Rev. 09/2016

Specs subject to change without notice.
 It is the sole responsibility of the user to have the most current specs.